

Information Empowerment

Using Data, Tools and Strategies in Global Health



Gurpreet K. Rana, M.L.I.S.
Global Health Coordinator
Taubman Health Sciences Library
University of Michigan
March 24, 2012

Unless otherwise noted, this material is made available under the terms of the **Creative Commons Attribution Noncommercial Share Alike 3.0 License**:
<http://creativecommons.org/licenses/by-nc-sa/3.0/>.



Image by Amy Stanley ([flickr](#))

for more information see: <http://open.umich.edu/wiki/AttributionPolicy>

Use + Share + Adapt

{ Content the copyright holder, author, or law permits you to use, share and adapt. }



Public Domain – Government: Works that are produced by the U.S. Government. (17 USC § 105)



Public Domain – Expired: Works that are no longer protected due to an expired copyright term.



Public Domain – Self Dedicated: Works that a copyright holder has dedicated to the public domain.



Creative Commons – Zero Waiver



Creative Commons – Attribution License



Creative Commons – Attribution Share Alike License



Creative Commons – Attribution Noncommercial License



Creative Commons – Attribution Noncommercial Share Alike License



GNU – Free Documentation License

Make Your Own Assessment

{ Content Open.Michigan believes can be used, shared, and adapted because it is ineligible for copyright. }



Public Domain – Ineligible: Works that are ineligible for copyright protection in the U.S. (17 USC § 102(b)) *laws in your jurisdiction may differ

{ Content Open.Michigan has used under a Fair Use determination. }



Fair Use: Use of works that is determined to be Fair consistent with the U.S. Copyright Act. (17 USC § 107) *laws in your jurisdiction may differ

Our determination **DOES NOT** mean that all uses of this 3rd-party content are Fair Uses and we **DO NOT** guarantee that your use of the content is Fair.

To use this content you should **do your own independent analysis** to determine whether or not your use will be Fair.

"... Knowledge is power. Information is liberating. Education is the premise of progress, in every society, in every family."



-Kofi Annan, UN Secretary-General, in an address to the World Bank Conference, 'Global Knowledge' (1997)

United Nations Human Rights

Office of the High Commissioner for Human Rights

CLINICS IN CHEST MEDICINE



December
Volume
Number 4

theclinics.com



THE COCHRANE LIBRARY

Independent high-quality evidence for health care decision making

BBC

GlobalForum
FOR HEALTH RESEARCH



World Health Organization



OECD



FOGARTY

National Institutes of Health

Fogarty International Center



American Journal of

PUBLIC HEALTH

U.S. Census Bureau

The Universal Declaration of Human Rights

JAMA

IDF DIABETES ATLAS



THE WORLD BANK

Working for a World Free of Poverty




BMC

Pregnancy & Childbirth

National Center for Health Statistics

STATISTICAL ABSTRACTS



HUMAN DEVELOPMENT REPORT 2002

Research at the World Bank

THE STATE OF THE WORLD'S CHILDREN 2007

Women and Children: The Double Dividend of Gender Equality

TheLancet.com

DISCOVER



THE WORLD FACTBOOK

The New York Times

environmental change

global health

interdisciplinary

data sources

clinically focused

middle resource

countries

worldview

Sub-Saharan

Latin America

low resource

health systems

countries

health care

risk reduction

delivery

public health

Millennium

health promotion

LMICs

Development Goals

global

health care

health equity

perspectives

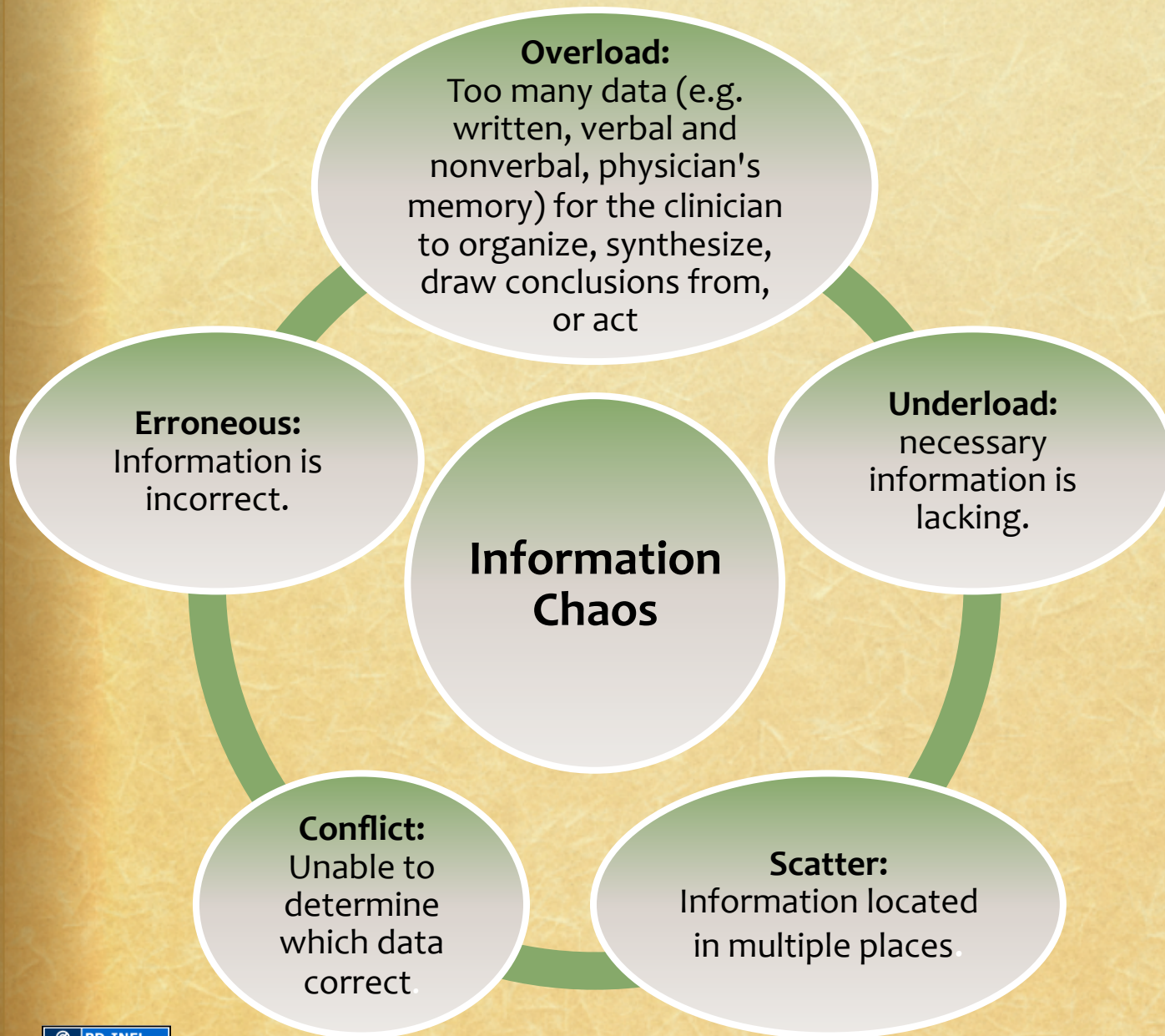
chronic illness

urbanization

migration

gender and health

infectious disease



Today: An Introduction

- 1) **Reflect on the significance of information resources in global health**
- 2) **Provide an overview of selected data sources**

The interdisciplinary nature of global health requires an awareness of diverse information resources.....

- ◆ *biomedical & public health*
- ◆ *sociocultural*
- ◆ *public policy*
- ◆ *statistics*
- ◆ *regional news sources*
- ◆ *country profiles*
- ◆ *.....*

Investigating Selected Resources – Scratching the surface...

- ♦ **Just the facts**
 - exploring statistics
- ♦ **Seeing is believing**
 - ♦ data visualization tools
- ♦ **Where in the world?**
 - ♦ country profiles
- ♦ **Taking it with you**
 - ♦ mobile apps for global health
- ♦ **Ear to the ground**
 - ♦ global news sources
- ♦ **Making connections**
 - ♦ social media

Bottom line!

What is your question??

**Matching information resource to
information need.....**

Statistics

“If information and knowledge are central to democracy, they are the conditions for development.”

© FAIR USE

- Kofi Annan, UN Secretary-General, in an address to the World Bank Conference, 'Global Knowledge' (1997)

- ◆ UN Data
- ◆ World Bank Open Data
- ◆ WHO Statistics
- ◆ DHS survey data
- ◆ Millennium Development Goals indicators

Data Visualization

“The greatest value of a picture is when it forces us to notice what we never expected to see.”

© FAIR USE

—Tukey, John W. Exploratory Data Analysis,
Reading, Mass. : Addison-Wesley Pub. Co.,
1977.

- ◆ World Bank eAtlas collection
- ◆ STATcompiler
- ◆ Google Data Explorer
- ◆ Gapminder
- ◆ World Mapper
- ◆ HealthMap
- ◆ World Bank Open Data
- ◆ Institute for Health Metrics & Evaluation


Country Profiles

“I have a neighbor who knows 200 types of wine.... I only know two types of wine — red and white. But my neighbor only knows two types of countries — industrialized and developing. And I know 200.”



-- Hans Rosling, Professor of Global Health, Karolinska Institute and Gapminder co-finder, as presented in TEDtalk "Hans Rosling's new insights on poverty"

- ◆ BBC Country Profiles
- ◆ CIA World Factbook
- ◆ FAO Country Profiles
- ◆ NationMaster
- ◆ UN Data
- ◆ UNESCO Country & Regional Profiles
- ◆ WHO Country Profiles
- ◆ World Bank Country Profiles



© FAIR USE

Source: United Nations Develop Programme, <http://www.unmillenniumproject.org/goals/gti.htm>

Custom License: Extracts of the information in the Web site may be reviewed, reproduced or translated for research or private study but not for sale or for use in conjunction with commercial purposes. Any use of information in the Web site should be accompanied by an acknowledgment of UNDP as the source, citing the uniform resource locator (URL) of the article. Reproduction or translation of substantial portions of the Web site, or any use other than for educational or other non-commercial purposes, require explicit, prior authorization in writing.

Millennium Development Goals

“The MDGs represent the commitments of United Nations Member States to reduce extreme poverty and its many manifestations: hunger, disease, gender inequality, lack of education and access to basic infrastructure, and environmental degradation.”

- Asha-Rose Migiro, UN
Chronicle, 1/12/07



- ◆ MDG Indicators
- ◆ MDG Statistics
- ◆ World Bank eAtlas of the Millennium Development Goals
- ◆ MDG Report 2011
- ◆ YouTube channels
 - ◆ UN Millennium Campaign
 - ◆ UN Development Programme
 - ◆ EndPoverty2015

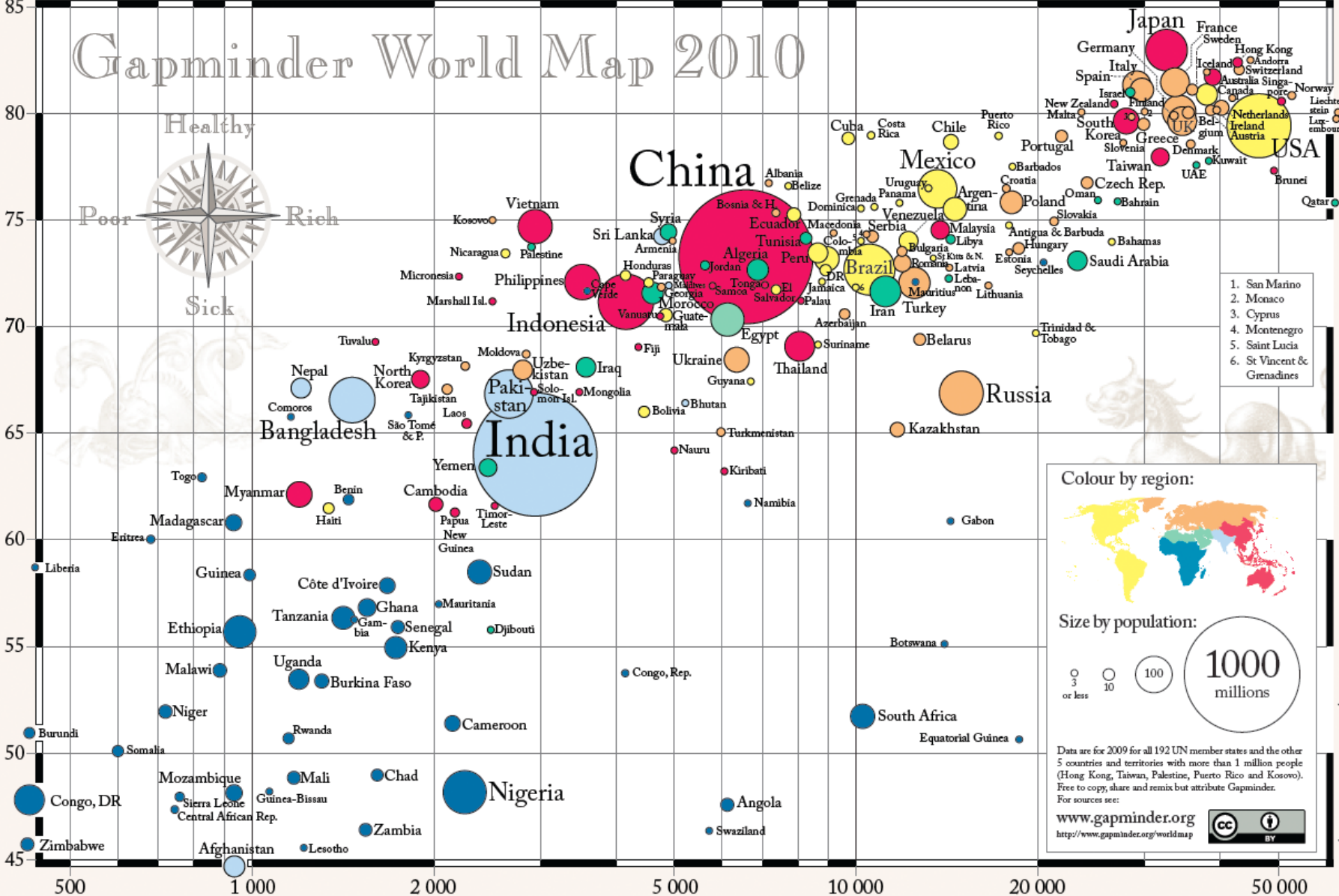
Low-income countries

Middle-income countries


High-income countries

Gapminder World Map 2010

Health Life expectancy at birth (years)



1. San Marino
2. Monaco
3. Cyprus
4. Montenegro
5. Saint Lucia
6. St Vincent & Grenadines



Data are for 2009 for all 192 UN member states and the other 5 countries and territories with more than 1 million people (Hong Kong, Taiwan, Palestine, Puerto Rico and Kosovo). Free to copy, share and remix but attribute Gapminder. For sources see: www.gapminder.org <http://www.gapminder.org/worldmap>

Money GDP per person in US dollars (purchasing power adjusted) (log scale)

GAPMINDER

How does the maternal mortality ratio in Ghana and Canada compare?

Resource to investigate:

UN Data

(statistics)

I'm having trouble finding reliable country-specific data.

Resource to investigate:
World Bank Open Data

(statistics and data visualization)

I am conducting research on births attended by skilled health personnel. How does India compare to the rest of the world?

Resource to investigate:

World Bank eAtlas of Global Development

(data visualization)