

SPECIAL REVIEW

This article should be cited as follows:
 Shah, I, Ghob, Libe, women's med...
 ISRN: (1756:2228) 2014; DOI:10.3843/IGLOWM.10481

This article published:
 May 2014

Making safe abortion accessible: the public health imperative

Iqbal H. Shah¹, Sarah S. Elisebeth Alwan²

¹Department of Global Health and Population, Harvard School of Public Health, Boston, Massachusetts, USA
²Former staff of the Department of Reproductive Health and Research, World Health Organization, Geneva, Switzerland

Introduction

When faced with an unintended pregnancy, some women go to have an unwanted birth but most of them seek abortion, attempting to self-induce or find a provider, regardless of the law. Induced abortion, safe or unsafe, legal or illegal, is a universal phenomenon and has existed throughout the recorded history.¹ Yet, abortion continues to be the most relevant and contentious issue in reproductive health and an important public health and human rights challenge of the present time.

Each year nearly 44 million abortions take place, half of them safely and the other half unsafely.² Deaths and disability owing to unsafe abortion continue to occur against the backdrop of major advances in the medical profession, especially in terms of the availability of simple, safe and effective technologies and skills for induced abortion; many of which can be carried out by skilled lay staff.³ The World Health Organization (WHO) defines unsafe abortion as a procedure for terminating an unintended pregnancy carried out either by persons lacking the necessary skills or in an environment that does not conform to minimal medical standards, or both.⁴

In this paper, we review the evidence on the incidence of safe and unsafe abortion, legal restrictions on access to safe abortion and the health consequences of unsafe abortion.

Global and regional levels of safe and unsafe abortion

In 2008, 43.8 million abortions were estimated to have taken place globally (Table 1).⁵ Nearly all (98%) unsafe abortions occur in developing countries. Both in Africa and in Latin America and the Caribbean, most abortions are unsafe. In Asia, primarily because of the large populations of China and other Eastern Asia countries where abortion is legally permitted on request or under broad socio-economic grounds and most abortions are safe, there are more safe than unsafe abortions; when excluding Eastern Asia it becomes obvious that the majority of abortions (63%) in the region are unsafe. The annual number of unsafe abortions is about the same as the total number of people currently living in Australia or Sri Lanka. With all the advances made in medicine and health, it is disconcerting that such a high number of unsafe abortions resulting in deaths and disability of women continues to prevail.

Table 1 Estimated annual number (in millions) and rates (per 1000 women aged 15–44 years) of safe and unsafe abortion, globally and by region, 2008.

Region ^a	Number of induced abortions (millions)			Abortion rate (per 1000 women aged 15–44)		
	Induced abortion	Safe abortion	Unsafe abortion	Induced abortion	Safe abortion	Unsafe abortion
World	43.8	22.7	21.6	28	14	14
Developed countries ^b	6.0	5.7	0.4	24	22	1
Developing countries ^b	37.8	16.6	21.2	29	13	16
Developing excl. Eastern Asia	27.6	6.3	21.2	29	7	23
Africa	6.4	0.2	6.2	29	1	28
Asia ^c	17.3	16.5	10.8	28	17	11
Asia excl. Eastern Asia	27.1	6.3	10.8	29	11	18
Europe	4.2	3.8	0.4	27	25	2
Latin America ^d	4.4	0.2	4.2	32	2	31
Northern America	0.1	1.4	0	19	19	0
Oceania ^e	0.1	0	0	17	14	2

^a Figures do not exactly add up to totals owing to rounding.
^b Numbers less than 0.1 million.
^c No estimates are shown for regions where the incidence is negligible.
^d Numbers less than 0.1 million.
^e The classification of geographical regions and subregions follows the system used by the UN Population Division.
^f Developed regions include Europe, North America, Australia and New Zealand; all others are classified as developing.
^g WHO unsafe abortion estimates of these regions only include developing countries, excluding Japan, Australia and New Zealand from the regions; those abortion rates therefore differ.

The number of abortions is influenced by the size of the women's population in reproductive age of 15–44 years. Abortion rate, that is, the number of abortions per 1000 women in reproductive age of 15–44 years, is a more meaningful measure to indicate the likelihood that a woman would have safe or unsafe abortion depending on the region she resides in (Figure 1).⁶ Women in developing regions have a much higher rate of unsafe abortion than those living in developed regions where unsafe abortion is almost non-existent. The rates of safe and unsafe abortion by region become reversed as one compares from developed to developing regions, except in Asia where the rate is higher for the safe than for the unsafe abortion, mainly because of China.

Figure 1 Estimated safe and unsafe abortion rates per 1000 women aged 15–44 years, global and by region, 2008.

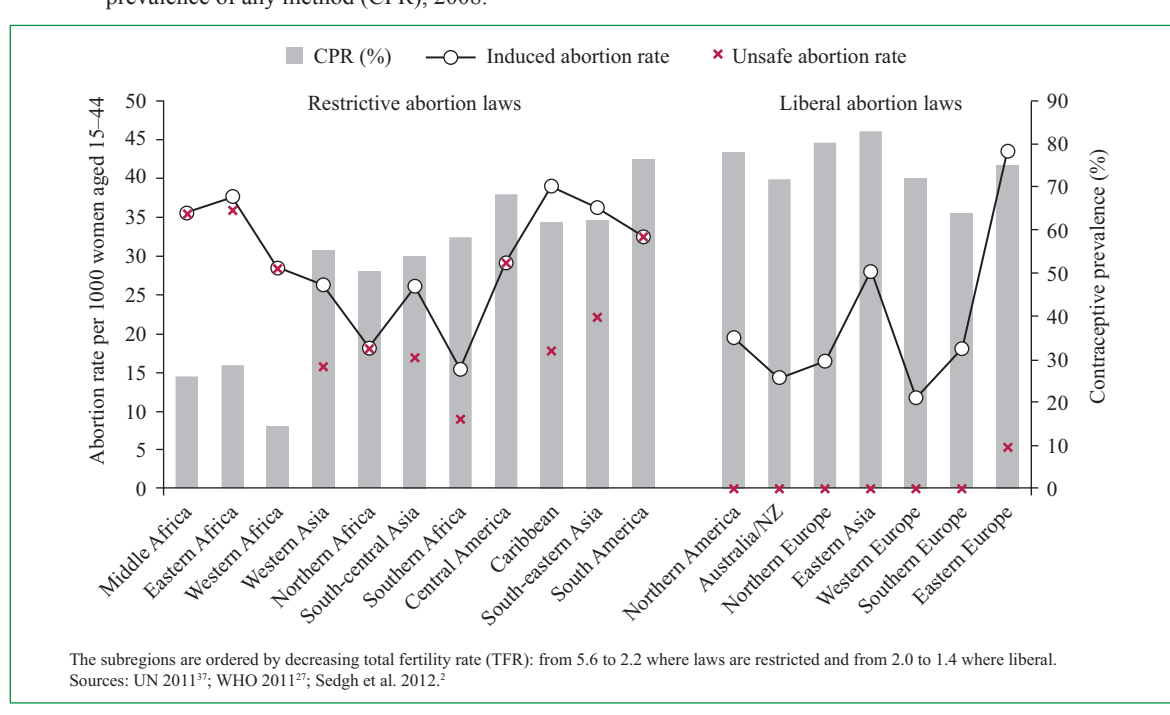


Figure 2 Legal grounds on which abortion is permitted, by level of development, 2011 (percentage of countries).

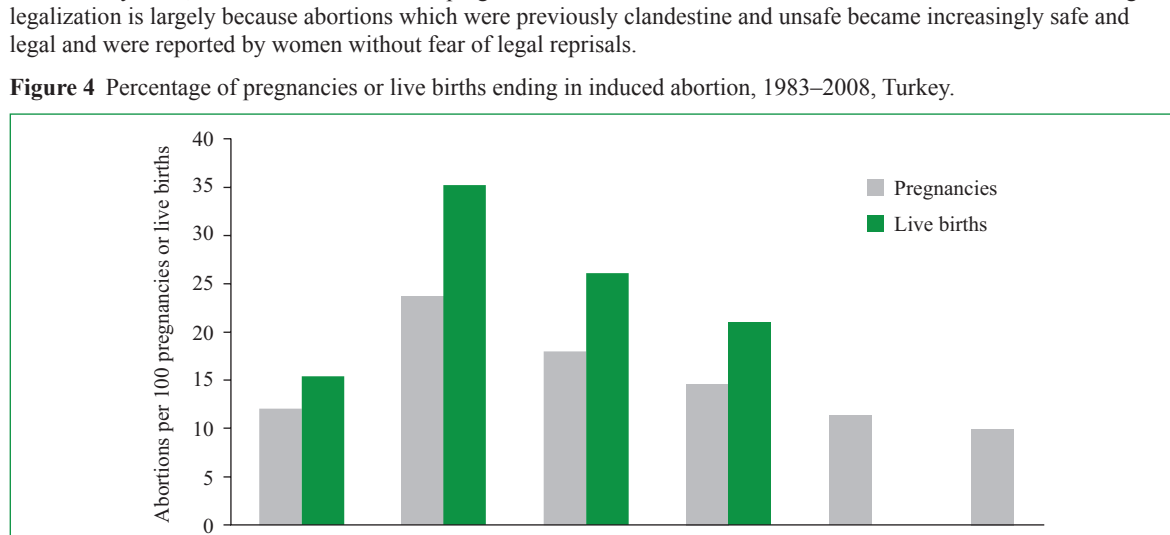


Figure 3 Abortion rates in subregions that have restrictive versus those that have liberal abortion laws, by contraceptive prevalence of any method (CPR), 2008.

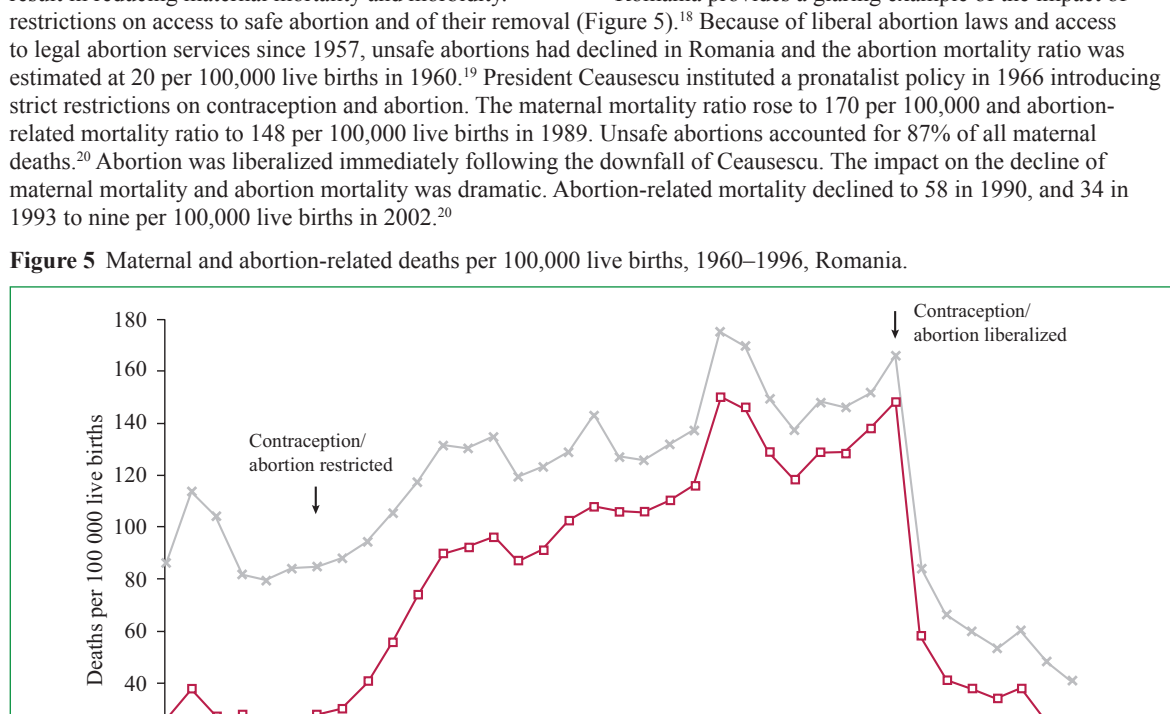


Figure 4 Percentage of pregnancies or live births ending in induced abortion, 1983–2008, Turkey.

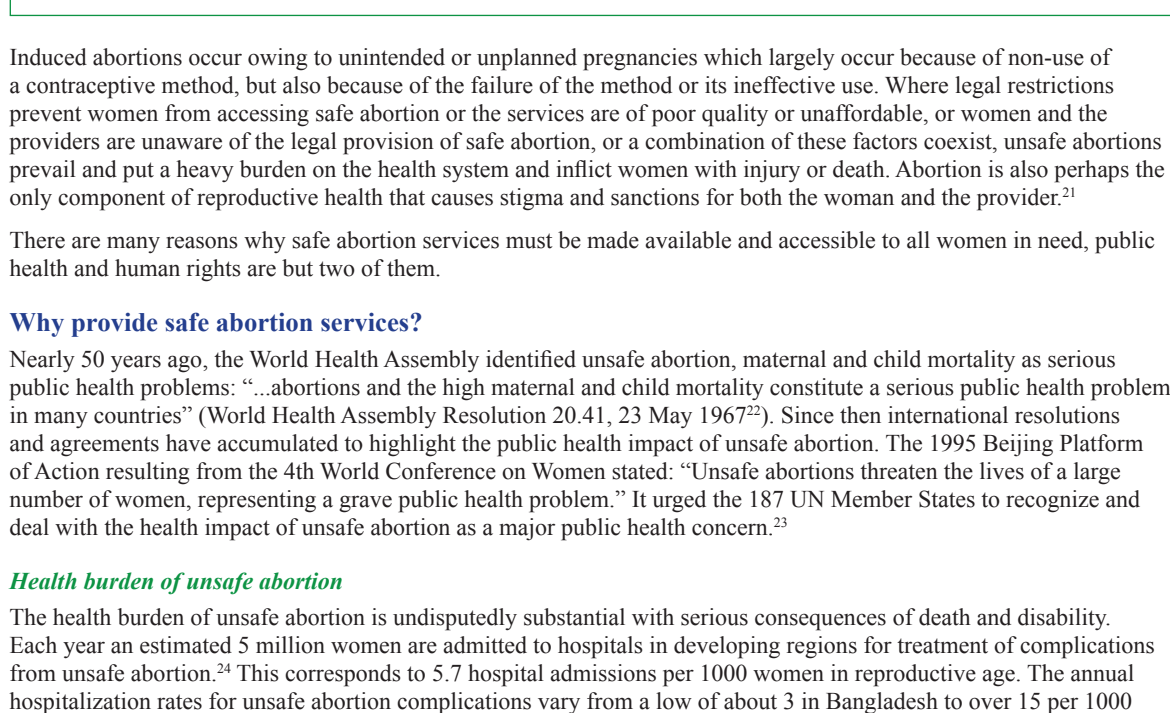


Figure 5 Maternal and abortion-related mortality per 100,000 live births, 1960–1996, Romania.

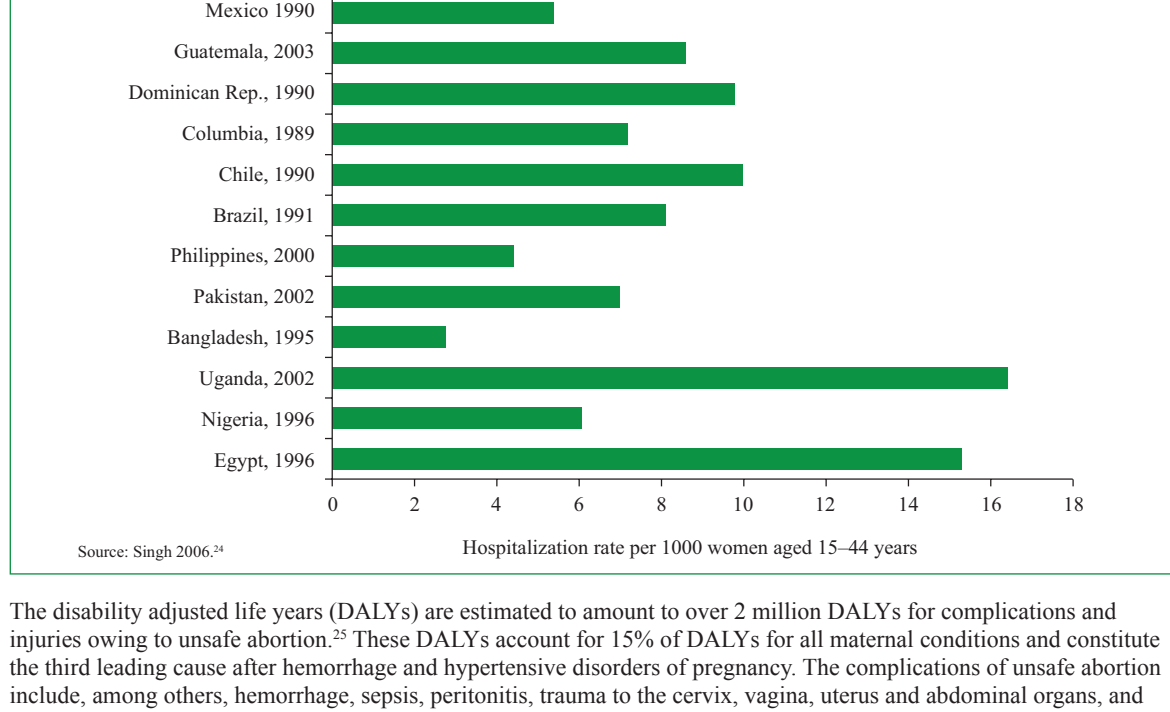


Figure 6 Annual hospital admissions owing to unsafe abortion complications per 1000 women aged 15–44 years.

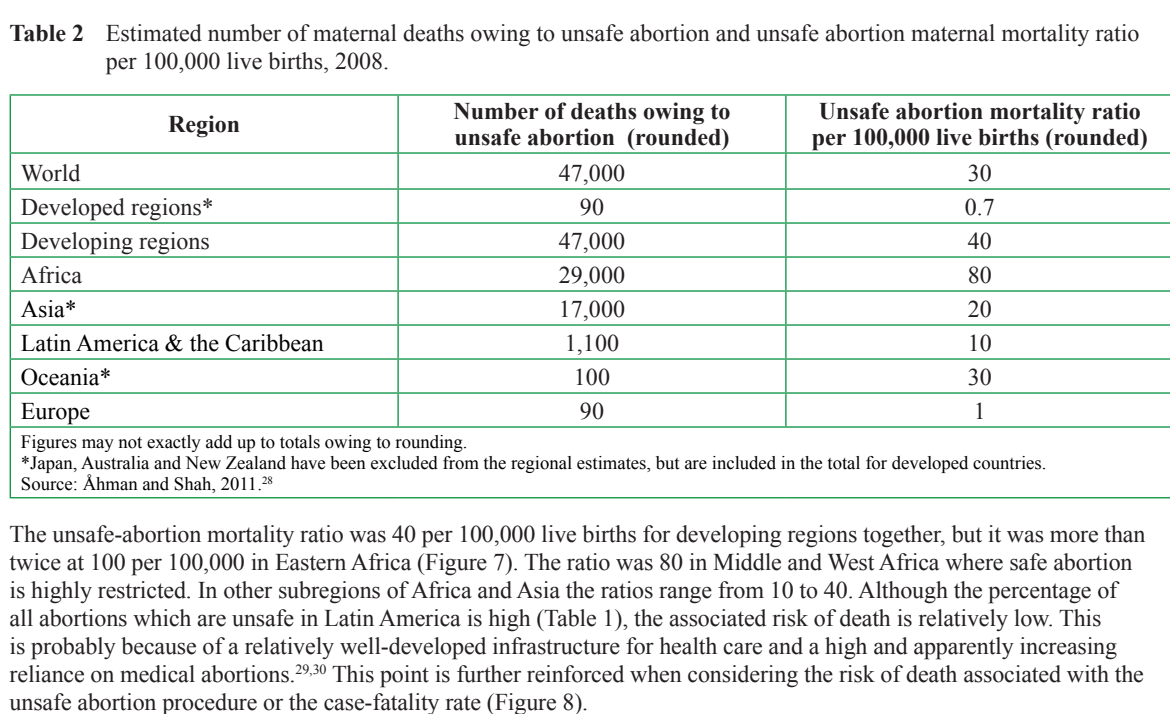


Figure 7 Unsafe abortion mortality ratio per 100,000 live births, by subregion, 2008.

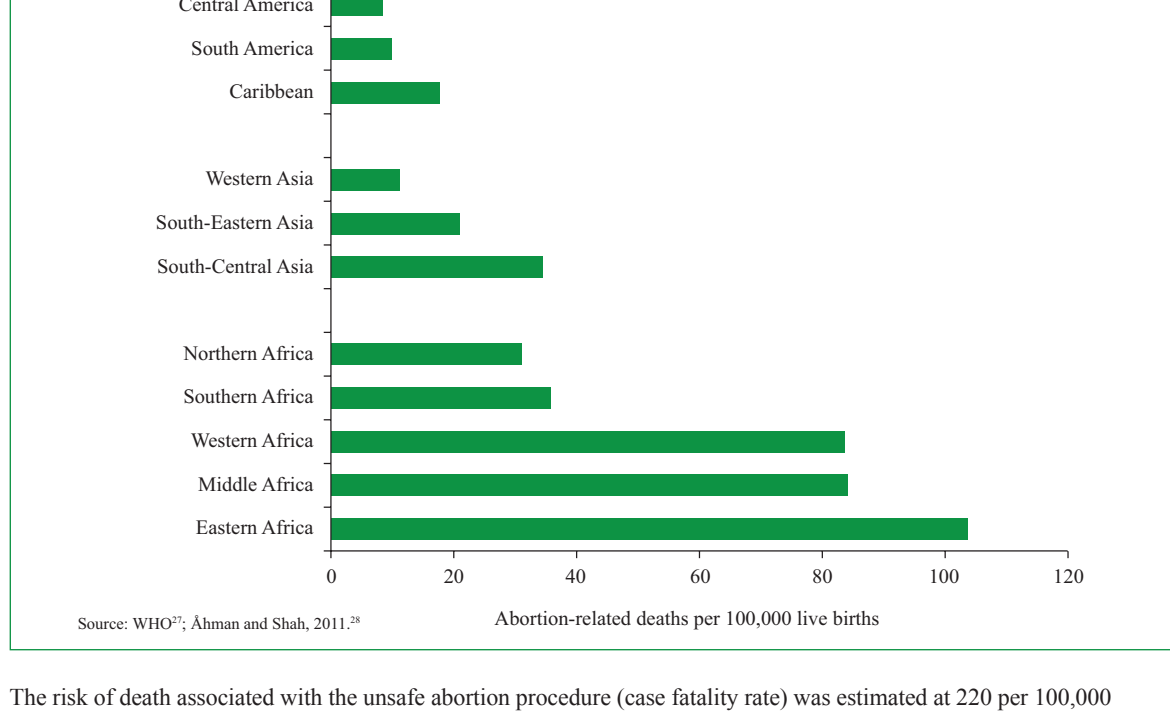


Figure 8 Unsafe abortion-related maternal deaths per 100,000 unsafe abortions, by region, 2008.

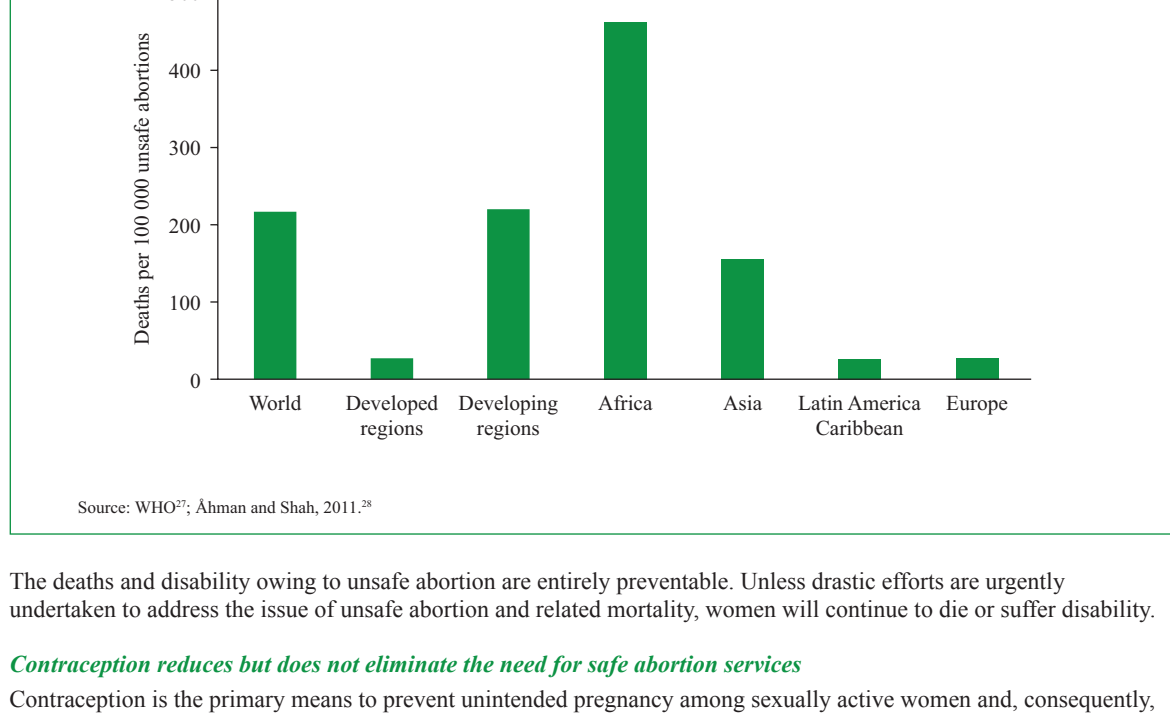


Figure 9 Unsafe abortion-related maternal deaths per 100,000 unsafe abortions, by region, 2008.

The deaths and disability owing to unsafe abortion are entirely preventable. Unless drastic efforts are urgently undertaken to reduce the issue of unsafe abortion and related mortality, women will continue to die or suffer disability.

Contraception reduces but does not eliminate the need for safe abortion services

Contraception is the primary means to prevent unintended pregnancy among sexually active women and, consequently, induced abortion. Contraceptive prevalence of any method was 63% globally in 2010 among women of reproductive age (15–49 years) who were married or in a cohabiting union.⁷ The use of modern methods was about 6% lower, at 57%. The use of modern contraception has contributed to lowering the incidence and prevalence of unintended pregnancy and induced abortion.^{8, 9, 10, 11, 12, 13, 14, 15, 16, 17, 18, 19, 20, 21, 22, 23, 24, 25, 26, 27, 28, 29, 30, 31, 32, 33, 34, 35, 36, 37, 38, 39, 40, 41, 42, 43, 44, 45, 46, 47, 48, 49, 50, 51, 52, 53, 54, 55, 56, 57, 58, 59, 60, 61, 62, 63, 64, 65, 66, 67, 68, 69, 70, 71, 72, 73, 74, 75, 76, 77, 78, 79, 80, 81, 82, 83, 84, 85, 86, 87, 88, 89, 90, 91, 92, 93, 94, 95, 96, 97, 98, 99, 100, 101, 102, 103, 104, 105, 106, 107, 108, 109, 110, 111, 112, 113, 114, 115, 116, 117, 118, 119, 120, 121, 122, 123, 124, 125, 126, 127, 128, 129, 130, 131, 132, 133, 134, 135, 136, 137, 138, 139, 140, 141, 142, 143, 144, 145, 146, 147, 148, 149, 150, 151, 152, 153, 154, 155, 156, 157, 158, 159, 160, 161, 162, 163, 164, 165, 166, 167, 168, 169, 170, 171, 172, 173, 174, 175, 176, 177, 178, 179, 180, 181, 182, 183, 184, 185, 186, 187, 188, 189, 190, 191, 192, 193, 194, 195, 196, 197, 198, 199, 200, 201, 202, 203, 204, 205, 206, 207, 208, 209, 210, 211, 212, 213, 214, 215, 216, 217, 218, 219, 220, 221, 222, 223, 224, 225, 226, 227, 228, 229, 230, 231, 232, 233, 234, 235, 236, 237, 238, 239, 240, 241, 242, 243, 244, 245, 246, 247, 248, 249, 250, 251, 252, 253, 254, 255, 256, 257, 258, 259, 260, 261, 262, 263, 264, 265, 266, 267, 268, 269, 270, 271, 272, 273, 274, 275, 276, 277, 278, 279, 280, 281, 282, 283, 284, 285, 286, 287, 288, 289, 290, 291, 292, 293, 294, 295, 296, 297, 298, 299, 300, 301, 302, 303, 304, 305, 306, 307, 308, 309, 310, 311, 312, 313, 314, 315, 316, 317, 318, 319, 320, 321, 322, 323, 324, 325, 326, 327, 328, 329, 330, 331, 332, 333, 334, 335, 336, 337, 338, 339, 340, 341, 342, 343, 344, 345, 346, 347, 348, 349, 350, 351, 352, 353, 354, 355, 356, 357, 358, 359, 360, 361, 362, 363, 364, 365, 366, 367, 368, 369, 370, 371, 372, 373, 374, 375, 376, 377, 378, 379, 380, 381, 382, 383, 384, 385, 386, 387, 388, 389, 390, 391, 392, 393, 394, 395, 396, 397, 398, 399, 400, 401, 402, 403, 404, 405, 406, 407, 408, 409, 410, 411, 412, 413, 414, 415, 416, 417, 418, 419, 420, 421, 422, 423, 424, 425, 426, 427, 428, 429, 430, 431, 432, 433, 434, 435, 436, 437, 438, 439, 440, 441, 442, 443, 444, 445, 446, 447, 448, 449, 450, 451, 452, 453, 454, 455, 456, 457, 458, 459, 460, 461, 462, 463, 464, 465, 466, 467, 468, 469, 470, 471, 472, 473, 474, 475, 476, 477, 478, 479, 480, 481, 482, 483, 484, 485, 486, 487, 488, 489, 490, 491, 492, 493, 494, 495, 496, 497, 498, 499, 500, 501, 502, 503, 504, 505, 506, 507, 508, 509, 510, 511, 512, 513, 514, 515, 516, 517, 518, 519, 520, 521, 522, 523, 524, 525, 526, 527, 528, 529, 530, 531, 532, 533, 534, 535, 536, 537, 538, 539, 540, 541, 542, 543, 544, 545, 546, 547, 548, 549, 550, 551, 552, 553, 554, 555, 556, 557, 558, 559, 560, 561, 562, 563, 564, 565, 566, 567, 568, 569, 570, 571, 572, 573, 574, 575, 576, 577, 578, 579, 580, 581, 582, 583, 584, 585, 586, 587, 588, 589, 590, 591, 592, 593, 594, 595, 596, 597, 598, 599, 600, 601, 602, 603, 604, 605, 606, 607, 608, 609, 610, 611, 612, 613, 614, 615, 616, 617, 618, 619, 620, 621, 622, 623, 624, 625, 626, 627, 628, 629, 630, 631, 632, 633, 634, 635, 636, 637, 638, 639, 640, 641, 642, 643, 644, 645, 646, 647, 648, 649, 650, 651, 652, 653, 654, 655, 656, 657, 658, 659, 660, 661, 662, 663, 664, 665, 666, 667, 668, 669, 670, 671, 672, 673, 674, 675, 676, 677, 678, 679, 680, 681, 682, 683, 684, 685, 686, 687, 688, 689, 690, 691, 692, 693, 694, 695, 696, 697, 698, 699, 700, 701, 702, 703, 704, 705, 706, 707, 708, 709, 710, 711, 712, 713, 714, 715, 716, 717, 718, 719, 720, 721, 722, 723, 724, 725, 726, 727, 728, 729, 730, 731, 732, 733, 734, 735, 736, 737, 738, 739, 740, 741, 742, 743, 744, 745, 746, 747, 748, 749, 750, 751, 752, 753, 754, 755, 756, 757, 758, 759, 760, 761, 762, 763, 764, 765, 766, 767, 768, 769, 770, 771, 772, 773, 774, 775, 776, 777, 778, 779, 780, 781, 782, 783, 784, 785, 786, 787, 788, 789, 790, 791, 792, 793, 794, 795, 796, 797, 798, 799, 800, 801, 802, 803, 804, 805, 806, 807, 808, 809, 810, 811, 812, 813, 814, 815, 816, 817, 818, 819, 820, 821, 822, 823, 824, 825, 826, 827, 828, 829, 830, 831, 832, 833, 834, 835, 836, 837, 838, 839, 840, 841, 842, 843, 844, 845, 846, 847, 848, 849, 850, 851, 852, 853, 854, 855, 856, 857, 858, 859, 860, 861, 862, 863, 864, 865, 866, 867, 868, 869, 870, 871, 872, 873, 874, 875, 876, 877, 878, 879, 880, 881, 882, 883, 884, 885, 886, 887, 888, 889, 890, 891, 892, 893, 894, 895, 896, 897, 898, 899, 900, 901, 902, 903, 904, 905, 906, 907, 908, 909, 910, 911, 912, 913, 914, 915, 916, 917, 918, 919, 920, 921, 922, 923, 924, 925, 926, 927, 928, 929, 930, 931, 932, 933, 934, 935, 936, 937, 938, 939, 940, 941, 942, 943, 944, 945, 946, 947, 948, 949, 950, 951, 952, 953, 954, 955, 956, 957, 958, 959, 960, 961, 962, 963, 964, 965, 966, 967, 968, 969, 970, 971, 972, 973, 974, 975, 976, 977, 978, 979, 980, 981, 982, 983, 984, 985, 986, 987, 988, 989, 990, 991, 992, 993, 994, 995, 996, 997, 998, 999, 1000.}

The disability adjusted life years (DALYs) are estimated to amount to over 2 million DALYs for complications and injuries owing to unsafe abortion.²⁸ These DALYs account for 15% of DALYs for all maternal conditions and constitute the third leading cause after hemorrhage and hypertensive disorders of pregnancy. The complications of unsafe abortion include, among others, hemorrhage, sepsis, peritonitis, trauma to the cervix, vagina, uterus and abdominal organs, and secondary infertility. The burden of severe acute maternal morbidity that combines the near-miss cases and maternal deaths in developing countries is 237 per 100,000 live births and over five times as high as the unsafe abortion mortality ratio based on the number of deaths owing to unsafe abortion alone (40 per 100,000 live births).²⁹

In 2008, nearly all deaths owing to unsafe abortion occurred in developing countries (Table 2).^{30, 31} It is estimated that 129 deaths occur every day and 47,000 each year owing to complications of unsafe abortion. About two-thirds (62%) of all unsafe abortion-related deaths occur in Africa.

Table 2 Estimated number of maternal deaths owing to unsafe abortion and unsafe abortion maternal mortality ratio per 100,000 live births, 2008.

Region	Number of deaths owing to unsafe abortion (rounded)	Unsafe abortion mortality ratio per 100,000 live births (rounded)
World	47,000	30
Developed regions ^a	90	0.7
Developing regions	47,000	40
Africa	29,000	80
Asia ^b	17,000	20
Latin America & the Caribbean	1,100	10
Oceania ^c	100	30
Europe	90	1

^aJapan, Australia and New Zealand have been excluded from the regional estimates, but are included in the total for developed countries.
^bSource: Alwan and Shah, 2011.²⁸

The unsafe-abortion mortality ratio was 40 per 100,000 live births for developing regions together, but it was more than twice at 100 per 100,000 in Eastern Africa (Figure 7). The ratio was 80 in Middle and West Africa where safe abortion is highly restricted. In other subregions of Africa and Asia the ratios range from 10 to 40. Although the percentage of all abortions which are unsafe in Latin America is high (Table 1), the associated risk of death is relatively low. This is probably because of a relatively well-developed infrastructure for health care and a high and apparently increasing reliance on medical abortions.^{29, 30} This point is further reinforced when considering the risk of death associated with the unsafe abortion procedure or the case-fatality rate (Figure 8).

Figure 7 Unsafe abortion mortality ratio per 100,000 live births, by subregion, 2008.

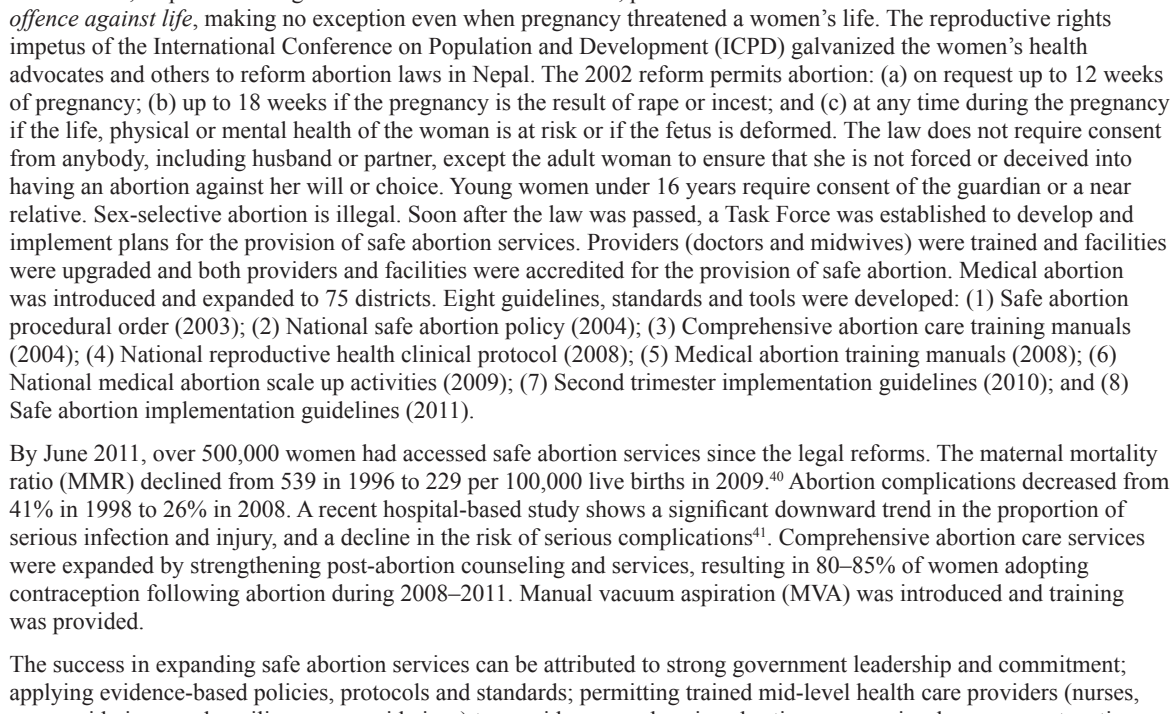


Figure 8 Unsafe abortion-related maternal deaths per 100,000 unsafe abortions, by region, 2008.

The risk of death associated with the unsafe abortion procedure (case fatality rate) was estimated at 220 per 100,000 abortions in 2008 (Figure 8).²⁷ The estimated case fatality rates of unsafe abortion are very high especially when compared to those for safe and legal abortion. For example, the case fatality rate during 2004–2008 was 0.64 in the US.³¹ For Sub-Saharan Africa, it is 800 times higher than the rate for the legal abortion in the US.²⁷

Figure 8 Unsafe abortion-related maternal deaths per 100,000 unsafe abortions, by region, 2008.

The deaths and disability owing to unsafe abortion are entirely preventable. Unless drastic efforts are urgently undertaken to reduce the issue of unsafe abortion and related mortality, women will continue to die or suffer disability.

Contraception reduces but does not eliminate the need for safe abortion services

Contraception is the primary means to prevent unintended pregnancy among sexually active women and, consequently, induced abortion. Contraceptive prevalence of any method was 63% globally in 2010 among women of reproductive age (15–49 years) who were married or in a cohabiting union.⁷ The use of modern methods was about 6% lower, at 57%. The use of modern contraception has contributed to lowering the incidence and prevalence of unintended pregnancy and induced abortion.^{8, 9, 10, 11, 12, 13, 14, 15, 16, 17, 18, 19, 20, 21, 22, 23, 24, 25, 26, 27, 28, 29, 30, 31, 32, 33, 34, 35, 36, 37, 38, 39, 40, 41, 42, 43, 44, 45, 46, 47, 48, 49, 50, 51, 52, 53, 54, 55, 56, 57, 58, 59, 60, 61, 62, 63, 64, 65, 66, 67, 68, 69, 70, 71, 72, 73, 74, 75, 76, 77, 78, 79, 80, 81, 82, 83, 84, 85, 86, 87, 88, 89, 90, 91, 92, 93, 94, 95, 96, 97, 98, 99, 100, 101, 102, 103, 104, 105, 106, 107, 108, 109, 110, 111, 112, 113, 114, 115, 116, 117, 118, 119, 120, 121, 122, 123, 124, 125, 126, 127, 128, 129, 130, 131, 132, 133, 134, 135, 136, 137, 138, 139, 140, 141, 142, 143, 144, 145, 146, 147, 148, 149, 150, 151, 152, 153, 154, 155, 156, 157, 158, 159, 160, 161, 162, 163, 164, 165, 166, 167, 168, 169, 170, 171, 172, 173, 174, 175, 176, 177, 178, 179, 180, 181, 182, 183, 184, 185, 186, 187, 188, 189, 190, 191, 192, 193, 194, 195, 196, 197, 198, 199, 200, 201, 202, 203, 204, 205, 206, 207, 208, 209, 210, 211, 212, 213, 214, 215, 216, 217, 218, 219, 220, 221, 222, 223, 224, 225, 226, 227, 228, 229, 230, 231, 2}